



Location: ACL1 - City Hall

Report on 24-hour TSP monitoring

Action Level ($\mu\text{g}/\text{m}^3$) - 163
 Limit Level ($\mu\text{g}/\text{m}^3$) - 260

Date	Sampling Time	Weather Condition	Filter paper no.	Filter Weight, g		Elapse Time, hr		Sampling Time, hr	Flow Rate, m^3/min			Total Volume, m^3	TSP Level, $\mu\text{g}/\text{m}^3$
				Initial	Final	Initial	Final		Initial, Q_{si}	Final, Q_{sf}	Average		
03-Feb-18	08:00	Fine	24122	2.6492	2.8043	3256.65	3280.65	24.00	0.96	0.96	0.96	1376	112.7
09-Feb-18	08:00	Fine	24182	2.6617	2.7721	3283.65	3307.65	24.00	0.94	0.93	0.94	1347	81.9
14-Feb-18	08:00	Cloudy	24270	2.6579	2.8091	3310.65	3334.65	24.00	0.94	0.93	0.93	1344	112.5
21-Feb-18	11:30	Cloudy	24215	2.6739	2.7506	3340.65	3364.65	24.00	0.93	0.94	0.94	1348	56.9
26-Feb-18	08:00	Fine	24452	2.6763	2.7568	3364.65	3388.65	24.00	0.94	0.93	0.93	1346	59.8

Remarks: Due to interruption of electricity, the 24hr TSP was rescheduled from 20 February 2018 to 21 February 2018.

Report on 1-hour TSP monitoring

Action Level ($\mu\text{g}/\text{m}^3$) - 460
 Limit Level ($\mu\text{g}/\text{m}^3$) - 500

Date	Sampling Time	Weather Condition	Filter paper no.	Filter Weight, g		Elapse Time, hr		Sampling Time, hr	Flow Rate, m^3/min			Total Volume, m^3	TSP Level, $\mu\text{g}/\text{m}^3$
				Initial	Final	Initial	Final		Initial, Q_{si}	Final, Q_{sf}	Average		
05-Feb-18	10:30	Fine	23349	2.6889	2.6955	3280.65	3281.65	1.00	0.96	0.96	0.96	57	115.0
05-Feb-18	13:00	Fine	24188	2.6465	2.6533	3281.65	3282.65	1.00	0.96	0.96	0.96	57	118.5
05-Feb-18	14:30	Fine	24185	2.6626	2.6686	3282.65	3283.65	1.00	0.96	0.96	0.96	57	104.6
10-Feb-18	08:15	Fine	24258	2.6633	2.6709	3307.65	3308.65	1.00	0.93	0.93	0.93	56	135.7
10-Feb-18	09:50	Fine	24155	2.6777	2.6876	3308.65	3309.65	1.00	0.93	0.93	0.93	56	176.7
10-Feb-18	13:00	Fine	24276	2.6703	2.6806	3309.65	3310.65	1.00	0.93	0.93	0.93	56	183.9
15-Feb-18	09:28	Cloudy	24370	2.6737	2.6821	3334.65	3335.65	1.00	0.93	0.93	0.93	56	150.7
15-Feb-18	10:31	Cloudy	24073	2.6675	2.6739	3335.65	3336.65	1.00	0.93	0.93	0.93	56	114.8
15-Feb-18	13:00	Cloudy	24070	2.6762	2.6883	3336.65	3337.65	1.00	0.93	0.93	0.93	56	217.1
21-Feb-18	08:00	Cloudy	24226	2.6671	2.6710	3337.65	3338.65	1.00	0.93	0.93	0.93	56	69.7
21-Feb-18	09:03	Cloudy	24065	2.6728	2.6752	3338.65	3339.65	1.00	0.93	0.93	0.93	56	42.9
21-Feb-18	10:23	Cloudy	24059	2.6675	2.6719	3339.65	3340.65	1.00	0.93	0.93	0.93	56	78.6
27-Feb-18	08:30	Fine	24404	2.6588	2.6643	3388.65	3389.65	1.00	0.93	0.93	0.93	56	98.4
27-Feb-18	09:17	Fine	24223	2.6797	2.6832	3389.65	3390.65	1.00	0.81	0.81	0.81	49	71.8
27-Feb-18	10:41	Fine	24221	2.6786	2.6850	3390.65	3391.65	1.00	0.93	0.93	0.93	56	114.5



Location: ACL2a - Contractor HK/2012/08 Site office

Report on 24-hour TSP monitoring
 Action Level ($\mu\text{g}/\text{m}^3$) - 187.3
 Limit Level ($\mu\text{g}/\text{m}^3$) - 260

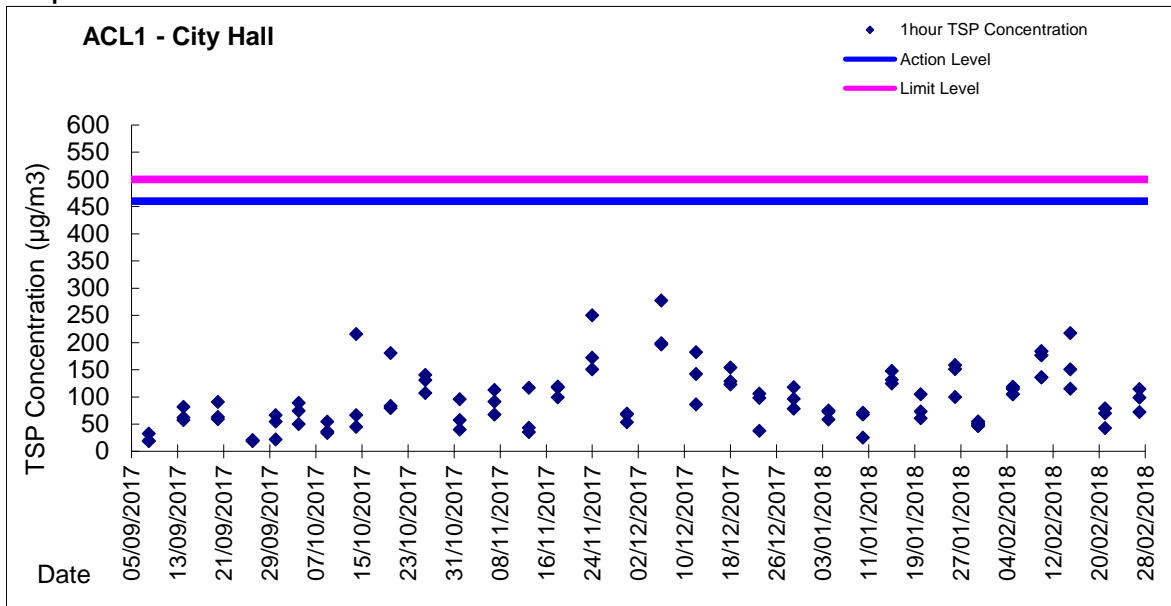
Date	Sampling Time	Weather Condition	Filter paper no.	Filter Weight, g		Elapse Time, hr		Sampling Time, hr	Flow Rate, m^3/min			Total Volume, m^3	TSP Level, $\mu\text{g}/\text{m}^3$
				Initial	Final	Initial	Final		Initial, Q_{si}	Final, Q_{sf}	Average		
03-Feb-18	08:00	Fine	24141	2.6736	2.8082	8477.85	8501.85	24.00	1.17	1.17	1.17	1679	80.1
09-Feb-18	08:00	Fine	24180	2.6748	2.7881	8504.85	8528.85	24.00	1.08	1.08	1.08	1558	72.7
14-Feb-18	08:00	Cloudy	24254	2.6575	2.7844	8531.85	8555.85	24.00	1.15	1.14	1.14	1646	77.1
20-Feb-18	08:00	Cloudy	24240	2.6630	2.7157	8558.85	8582.85	24.00	1.14	1.08	1.11	1595	33.0
26-Feb-18	08:00	Fine	24458	2.6751	2.7500	8585.85	8609.85	24.00	1.08	1.08	1.08	1557	48.1

Report on 1-hour TSP monitoring
 Action Level ($\mu\text{g}/\text{m}^3$) - 300.1
 Limit Level ($\mu\text{g}/\text{m}^3$) - 500

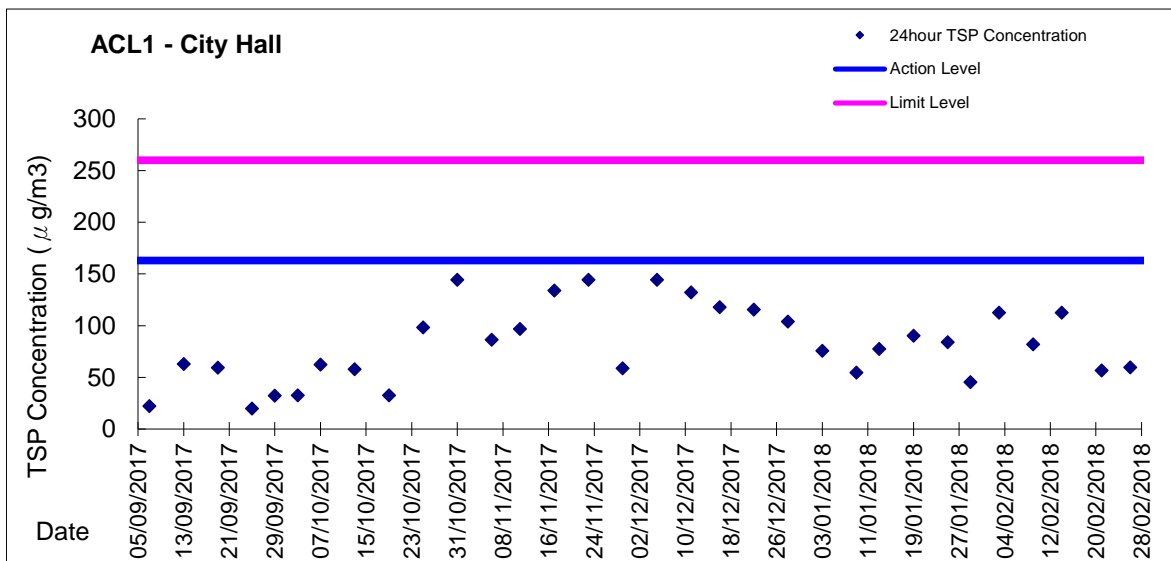
Date	Sampling Time	Weather Condition	Filter paper no.	Filter Weight, g		Elapse Time, hr		Sampling Time, hr	Flow Rate, m^3/min			Total Volume, m^3	TSP Level, $\mu\text{g}/\text{m}^3$
				Initial	Final	Initial	Final		Initial, Q_{si}	Final, Q_{sf}	Average		
05-Feb-18	09:25	Fine	24195	2.6734	2.6796	8501.85	8502.85	1.00	1.10	1.10	1.10	66	93.8
05-Feb-18	13:00	Fine	24179	2.6767	2.6820	8502.85	8503.85	1.00	1.17	1.17	1.17	70	75.7
05-Feb-18	14:02	Fine	24172	2.6537	2.6586	8503.85	8504.85	1.00	1.10	1.10	1.10	66	74.1
10-Feb-18	08:02	Fine	24257	2.6535	2.6586	8528.85	8529.85	1.00	1.08	1.08	1.08	65	78.7
10-Feb-18	09:30	Fine	24261	2.6556	2.6623	8529.85	8530.85	1.00	1.08	1.08	1.08	65	103.4
10-Feb-18	10:50	Fine	24281	2.6617	2.6715	8530.85	8531.85	1.00	1.08	1.08	1.08	65	151.2
15-Feb-18	08:05	Cloudy	24366	2.6632	2.6686	8555.85	8556.85	1.00	1.08	1.08	1.08	65	83.7
15-Feb-18	09:36	Cloudy	24361	2.6519	2.6572	8556.85	8557.85	1.00	1.08	1.08	1.08	65	82.1
15-Feb-18	11:00	Cloudy	24356	2.6545	2.6600	8557.85	8558.85	1.00	1.17	1.17	1.17	70	78.3
21-Feb-18	08:06	Cloudy	24372	2.6573	2.6608	8582.85	8583.85	1.00	1.08	1.08	1.08	65	54.1
21-Feb-18	09:15	Cloudy	24350	2.6545	2.6583	8583.85	8584.85	1.00	1.11	1.11	1.11	67	57.0
21-Feb-18	13:00	Cloudy	24463	2.6617	2.6650	8584.85	8585.85	1.00	1.11	1.11	1.11	67	49.5
27-Feb-18	08:10	Fine	24439	2.6647	2.6701	8609.85	8610.85	1.00	1.08	1.08	1.08	65	83.5
27-Feb-18	09:50	Fine	24424	2.6671	2.6727	8610.85	8611.85	1.00	1.21	1.21	1.21	72	77.4
27-Feb-18	10:52	Fine	24417	2.6589	2.6653	8611.85	8612.85	1.00	1.14	1.14	1.14	69	93.4



Graphic Presentation of 1 hour TSP Result

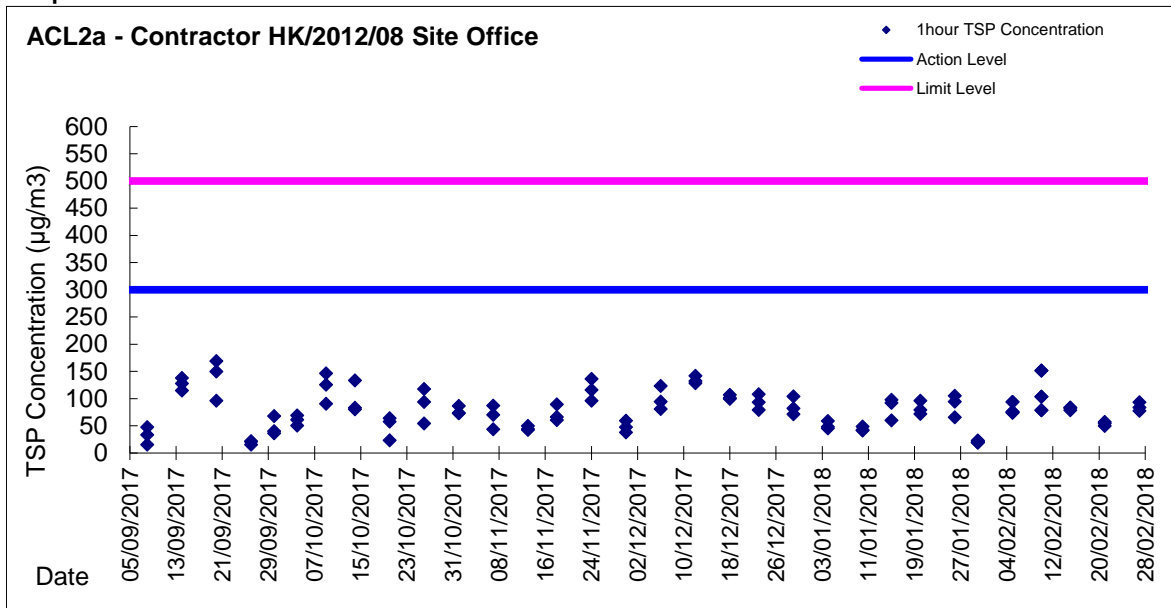


Graphic Presentation of 24 hour TSP Result





Graphic Presentation of 1 hour TSP Result



Graphic Presentation of 24 hour TSP Result

